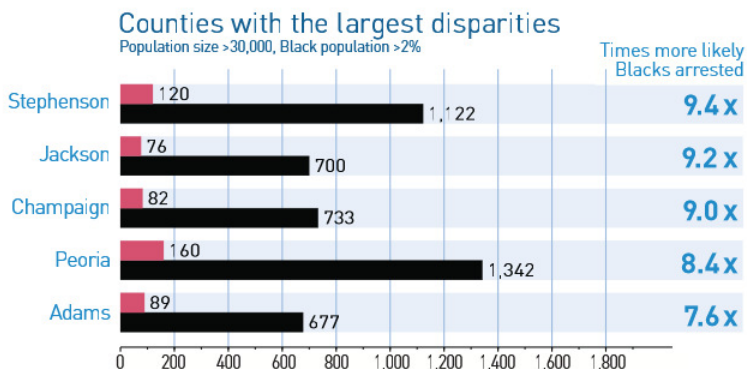


Illinois

Blacks are **7.6** times more likely than whites to be arrested for marijuana possession

Racial Disparities In Marijuana Possession Arrest Rates*



Arrest Rates

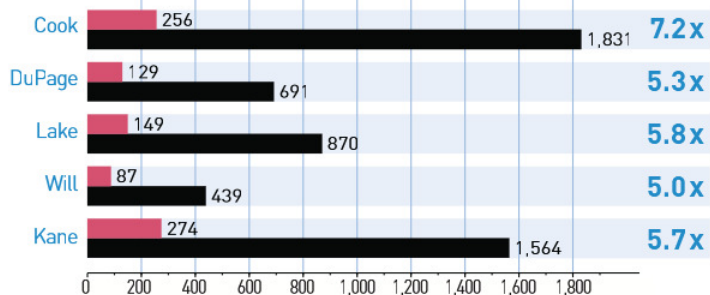


All counties with racial disparities above the national average (3.73)

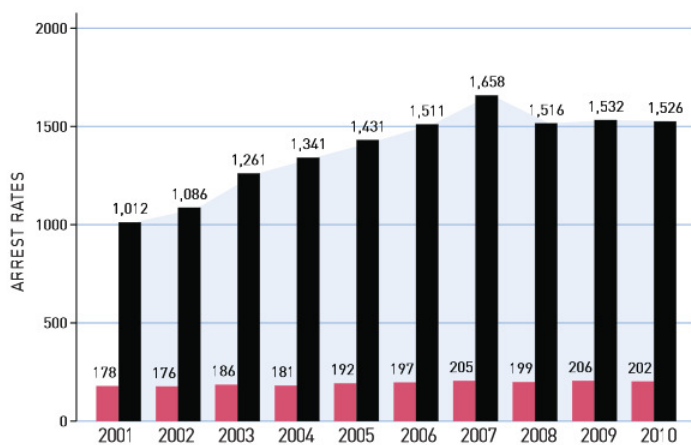


Counties with the largest population

Includes all counties, listed in order of size



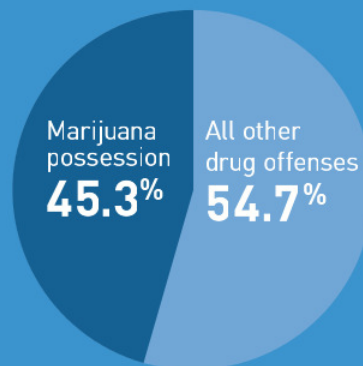
Statewide marijuana possession arrest rates 2001-2010



Cost

Money spent enforcing marijuana possession laws in 2010: **\$221,431,776**

Drug Arrests by Offense in 2010



White arrest rate
Black arrest rate

Source: FBI / Uniform Crime Reporting Program Data and U.S. Census Data
*All arrest rates are per 100,000 and based on 2010 data